


## JNC6I-IH81-6C


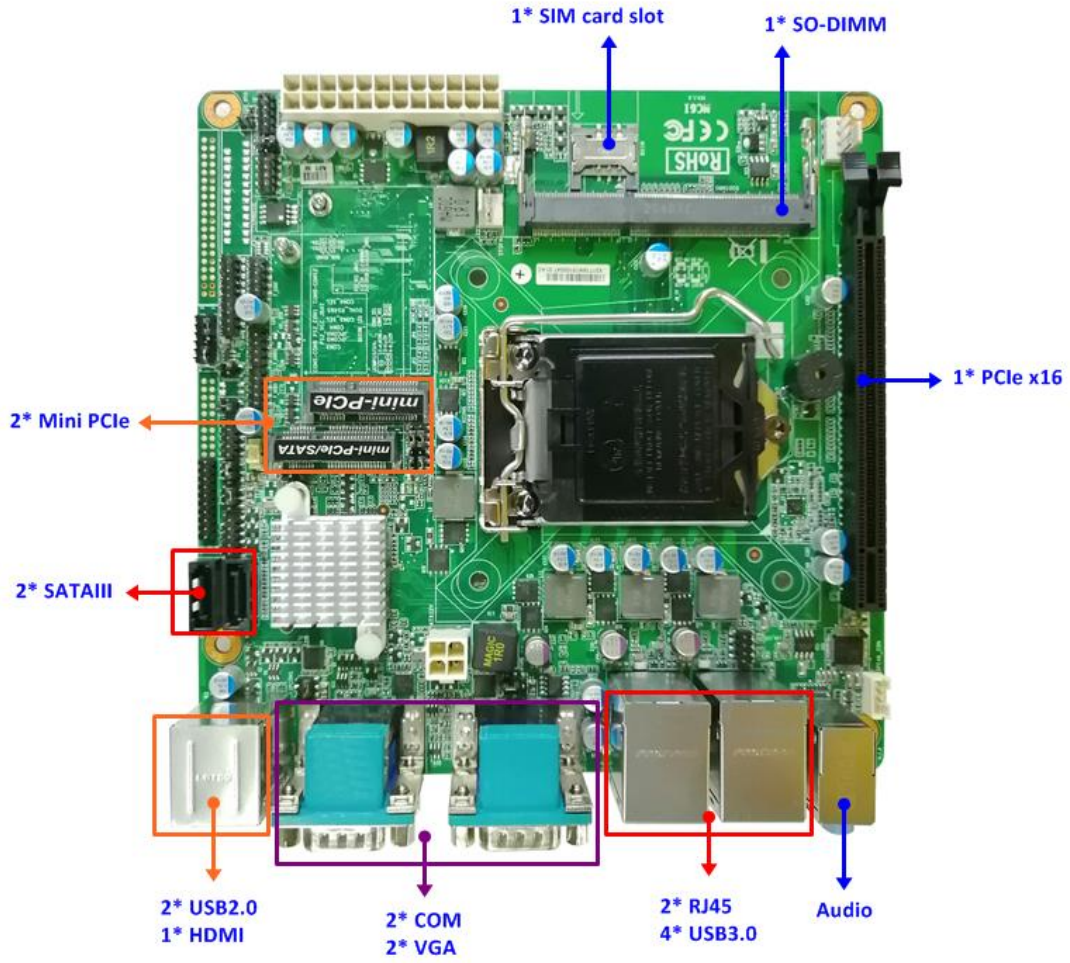
**Intel 4th Gen core CPU, H81 chipset, DDR3/DDR3L 1600/1333  
up to 16GB, 6 \* COM, 4 \* USB3.0, 8 \* USB2.0**



### Features

1. Support Intel® 4th Gen core processors family
2. Intel® H81 Express Chipset
3. Support DDR3 /DDR3L 1600/1333 up to 16GB
4. 4 \* USB3.0 (PCIe to USB3.0), 8 \* USB2.0, 2 \* GbE
5. 2 \* SATA Ports, 1 \* PCIe x16 Slot
6. 1 \* M-SATA (Co-lay Mini PCIe, Full size)
7. 2 \* Mini PCIe connector (Full size)
8. 6\* RS232 (COM1/COM2 support RS232/422/485, COM3 ~ COM6 support RS232)
9. 2 \* CRT Ports (CRT2 support Dummy load function)
10. SIM Card Socket, TPM Header
11. 4 Phase CPU Power Support 84W CPU
12. Integrated HD Audio CODEC with 6.0 CH

# Internal Diagram



## Specifications

Form Factor	
Dimensions	- Mini-ITX (170 * 170mm)
Processor System	
CPU	- Intel LGA 1150 Socket Core i7/i5/i3/Pentium Processor
Core Number	- (by CPU)
Max Speed	- (by CPU)
L2 Cache	- (by CPU)
Chipset	- Intel H81 Express chipset
BIOS	- AMI 32Mb Flash ROM
Expansion Slot	
Mini PCI-e	- 2 (full size)
m-SATA	- 1 (full size ,Co-lay Mini PCI-e)
PCI-e	- 1 (by 16)
TPM Header	- 1
SIM Card Socket	- 1
Memory	
Technology	- DDR3L 1600/1333MHz
Max.	- 16GB
Socket	- 2* SO-DIMM
Graphics	
Controller	- Intel ® HD Graphics
VRAM	- Shared system memory
VGA	- 2 (Max. Resolution: 1920x1080@60Hz)
HDMI 1.4b	- 1 (Max. Resolution: 2560x1600@60Hz)
Ethernet	
Ethernet	- 10/100/1000 Mbps
Controller	- GbE LAN:2* Intel i211AT
Connector	- 2 * RJ 45
SATA	
Max Data Transfer Rate	- 2 * SAT3.0 (6.0Gb/s)
Rear I/O	
VGA	- 2
HDMI	- 1
Ethernet	- 2
USB	- 4 * USB 3.0 - 2* USB2.0

<b>Audio</b>	- 1 (3JACK)
<b>Serial</b>	- 2 (RS232/422/485)
<b>Internal Connector</b>	
<b>USB</b>	- 6 * USB2.0
<b>PS/2</b>	- 1
<b>Serial</b>	- 4 (RS232)
<b>SATA</b>	- 2 * SATA3.0
<b>Mini PCI-e</b>	- 2 (full size)
<b>M-SATA</b>	- 1 (full size, Co-lay Mini PCI-e)
<b>GPIO 8-bit</b>	- 1 (4 * IN +4 * OUT)
<b>TPM header</b>	- 1
<b>Chassis intrusion</b>	- 1
<b>Speaker Header</b>	- 1
<b>LAN LED Header</b>	- 1
<b>AT Mode</b>	- 1
<b>Watchdog Timer</b>	
<b>Output</b>	- From Super I/O to drag RESETCON#
<b>Interval</b>	- 256 segments, 0,1,2...255sec/min
<b>Power Requirements</b>	
<b>Input PWR</b>	- 4 Pin / 24 Pin ATX PWR Connector
<b>Power On</b>	AT/ATX Supported - AT : Directly PWR on as Power input ready - ATX: Press Button to PWR on after Power input ready
<b>Certifications</b>	
<b>Certifications</b>	- CE, FCC, RoHS, REACH
<b>Environment</b>	
<b>Temperature</b>	- Operating: -10°C – 60°C - Storage: -20°C – 85°C
<b>Standard Accessories</b>	
F04-MB-056-F	- I/O Shield
G01-COM-H2M22-1F	- 2* COM Cable
G01-SATA-BK-B-2F	- 1* SATA Cable

\*Specifications subject to change without notice, not responsible for typographical errors. Does not include HDD or OS.